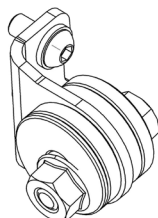
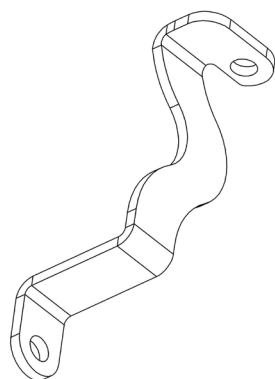





PRODUCT INSTALLATION INSTRUCTION MANUAL

MODELLO: SKIT112 -STREET TRIPLE 2023



1. Svitare entrambi i bulloni della staffa radiatore originale.

1. Unscrew both bolts of the original radiator bracket.



INSTALLAZIONE MINUTERIA SPARK

1. Smontare la staffa, ruotarla di 90° e rimontarla. Se montata correttamente deve risultare come la foto 3.

1. Remove the bracket, turn it 90° and reassemble it. When correctly mounted, it should look like photo 3.




VISTA FRONTALE

FRONT VIEW



4. Fissare la staffa radiatore Spark utilizzando le viti originali.

4. Secure the Spark radiator bracket using the original screws.




4. Fissare la staffa al telaio utilizzando le viti in dotazione e posizionando i distaziali come in foto.

4. Fasten the bracket to the frame using the screws supplied and positioning the spacers as in the photo.



6. Dopo aver inserito il silenziatore, aver agganciato la molla ed aver controllato le distanze tra il silenziatore e il forcellone, stringere i bulloni utilizzando il distanziale in dotazione.

6. After inserting the silencer, attaching the spring and checking the distances between the silencer and swingarm, tighten the bolts using the spacer supplied.






@Spark.Exhaust.Technology



@SPARKEXHAUST



GRAZIE per aver scelto un prodotto Spark Exhaust Technology!

100% made in Italy, 100% realizzato per dar forma alla passione per le 2 ruote.

Con il tuo acquisto, sei entrato a far parte del mondo Spark: inviaci a info@spark.it foto o video della tua moto col nostro scarico, le inseriremo sulla nostra pagina ufficiale Facebook e Instagram.

Inoltre, se hai suggerimenti, idee, osservazioni... saremo ben felici di ascoltare il tuo parere per migliorarci!

Thank you for choosing Spark Exhaust Technology!

100% Made in Italy, 100% produced to give shape to passion for 2 wheels.

As a result of your purchase, you are part of our world: send us at info@spark.it a photo or video of your motorbike with Spark exhaust, we will publish them on our official Facebook page and Instagram.

Moreover, if you have any suggestion, idea or remark, we will be happy to know your opinion to improve more and more!