




PRODUCT INSTALLATION INSTRUCTION MANUAL

MODELLO: HONDA CB/CBR 650 R




1. Svitare i 6 bulloni delle flange dalle bocchette

1. Unscrew the 6 flange bolts from the flasks




2. Togliere i due bulloni centrali che tengono fisso lo scarico

2. Remove the two center bolts securing the exhaust



3. Svitare la sonda lambda e rimuovere lo scarico originale



3. Unscrew the lambda probe and remove the original exhaust



MONTAGGIO SCARICO SPARK


1. Montare i collettori e riavvitare il sostegno del radiatore.

1. Fit the headers and screw the radiator support back on.



2. Inserire i bivi 2 in 1 e agganciare le molle.

2. Insert the 2 in 1 forks and hook the springs.



3. Montare i distanziali come in foto e inserire la fascetta metallica nel raccordo del box

3. Mount the spacers as in the photo and insert the metal clamp in the box fitting



4. Montare il box sui collettori, avvitare le staffe e stringere la fascetta.

4. Mount the box on the manifolds, screw the brackets and tighten the clamp.




5. Avvitare la sonda lambda.

5. Screw in the lambda probe.



6. Montare il silenziatore e agganciare le molle.

6. Fit the silencer and clip the springs.





@Spark.Exhaust.Technology



@SPARKEHAUST



GRAZIE per aver scelto un prodotto Spark Exhaust Technology!

100% made in Italy, 100% realizzato per dar forma alla passione per le 2 ruote.

Con il tuo acquisto, sei entrato a far parte del mondo Spark: inviaci a info@spark.it foto o video della tua moto col nostro scarico, le inseriremo sulla nostra pagina ufficiale Facebook e Instagram.

Inoltre, se hai suggerimenti, idee, osservazioni... saremo ben felici di ascoltare il tuo parere per migliorarci!

Thank you for choosing Spark Exhaust Technology!

100% Made in Italy, 100% produced to give shape to passion for 2 wheels.

As a result of your purchase, you are part of our world: send us at info@spark.it a photo or video of your motorbike with Spark exhaust, we will publish them on our official Facebook page and Instagram.

Moreover, if you have any suggestion, idea or remark, we will be happy to know your opinion to improve more and more!